



### District Report Card: 2017


<b>State:</b> Rajasthan	<b>District:</b> Churu
<b>Class:</b> 8	<b>Subject:</b> Science
<b>Schools:</b> 51	<b>Students:</b> 1150


### Participation/Coverage


#### Students

<div>GENDER</div> <div></div>	Boys		Girls	
	Number	%	Number	%
	553	48.09	597	51.91

<div>AREA</div> <div></div>	Rural		Urban	
	Number	%	Number	%
	1036	90.09	114	9.91

<div>CATEGORY</div> <div></div>	SC		ST		OBC		GEN	
	Number	%	Number	%	Number	%	Number	%
	408	35.48	1	0.09	516	44.87	225	19.57

<div>CWSN</div> <div></div>	LD	VI	HI	S&LD	ID	Oth
	2	1	0	0	3	2

<div>Management</div> <div></div>	Government		Government-aided	
	Number	%	Number	%
	1150	100.00	0	0.00

### Average Performance of Students in Science (%)

Overall	Gender		Area		Management		Social Group			
	Male	Female	Rural	Urban	Govt.	Aided	SC	ST	OBC	GEN
69.10	69.32	68.90	69.02	69.88	69.10	0.00	67.25	73.33	69.17	72.27

## Performance on Learning Outcomes (LOs)

Learning Outcomes	Description	Average Performance(%)
SCI703	Classifies materials and organisms based on properties/characteristics	68.27
SCI704	Conducts simple investigation to seek answers to queries	41.89
SCI705	Relates processes and phenomenon with causes	60.14
SCI708	Measures and calculates e.g., temperature; pulse rate; speed of moving objects; time period of a simple pendulum, etc.	84.35
SCI710	Plots and interprets graphs	70.21
SCI711	Constructs models using materials from surroundings and explains their working	64.81
SCI801	Differentiates materials, organism and processes	80.03
SCI804	Relates processes and phenomenon with causes	80.49
SCI805	Explains processes and phenomenon	61.76
SCI807	Measures angles of incidence and reflection, etc.	64.78
SCI811	Applies learning of scientific concepts in day-to-day life	73.70
SCI813	Makes efforts to protect environment	87.30

Range of Performance of Students who Answered Correctly							
Below 30%		30% - 50%		50% - 75%		Above 75%	
Number	%	Number	%	Number	%	Number	%
60	5.22	131	11.39	477	41.48	482	41.91

### Lowest Performing Learning Outcomes (LOs)

- 1 - Conducts simple investigation to seek answers to queries (41.89)
- 2 - Relates processes and phenomenon with causes (60.14)
- 3 - Explains processes and phenomenon (61.76)
- 4 - Measures angles of incidence and reflection, etc. (64.78)
- 5 - Constructs models using materials from surroundings and explains their working (64.81)